







Exhibit Floor Plan

Booths may be combined to create a larger footprint.

Please contact us for custom booth size configurations:

lillian.petrusa@siu-urology.org

		
6m ²	9m ²	12m ²
		
18m ²	36m ²	54m ²

